

MSG İŞ MAKİNELERİ - SPARE PARTS



Part No: MSG 1001
Oem No: 518499
Explanation: RS909 HOPPER
Model: PUTZMEİSTER



Part No: MSG 1002
Oem No: RS 500971
Explanation: RS909 GRİLL
Model: PUTZMEİSTER



Part No: MSG 1003
Oem No: 242334000
Explanation: SLIDE
Model: PUTZMEİSTER



Part No: MSG 1004
Oem No: 233915001
Explanation: HOPPER GASKET
Model: PUTZMEİSTER

MSG İŞ MAKİNELERİ - SPARE PARTS



Part No: MSG 1005
Oem No: 245991000
Explanation: HOPPER BACK GASKET
Model: PUTZMEİSTER



Part No: MSG 1006
Oem No: T239790000
Explanation: HAND SIDE RIGHT
Model: PUTZMEİSTER



Part No: MSG 1007
Oem No: T239789008
Explanation: HAND SIDE LEFT
Model: PUTZMEİSTER



Part No: MSG 1008
Oem No: 432235
Explanation: GRILL WEDGE
Model: PUTZMEİSTER

MSG İŞ MAKİNELERİ - SPARE PARTS



Part No: MSG 1009
Oem No: 19011006
Explanation: RUBBER BUUFFER
Model: PUTZMEİSTER



Part No: MSG 1010
Oem No: 264392004
Explanation: TİE ROD
Model: PUTZMEİSTER



Part No: MSG 1011
Oem No: 262639002
Explanation: MOUNTİNG BOLT
Model: PUTZMEİSTER



Part No: MSG 1012
Oem No: 275374008
Explanation: HOPPER SWITCH
Model: PUTZMEİSTER

MSG İŞ MAKİNELERİ - SPARE PARTS



Part No: MSG 1013
Oem No: T240843001
Explanation: GRİLL VIBRATOR
Model: PUTZMEİSTER



Part No: MSG 1014
Oem No: 406496
Explanation: S PIPE S 2018 (80)
Model: PUTZMEİSTER




Part No: MSG 1015
Oem No: 434023
Explanation: S PIPE 2318
Model: PUTZMEİSTER



Part No: MSG 1016
Oem No: 228383004
Explanation: S PIPE BUSH
Model: PUTZMEİSTER

MSG İŞ MAKİNELERİ - SPARE PARTS



Part No: MSG 1017
Oem No: 242467003
Explanation: S VALVE SHAFT
Model: PUTZMEİSTER



Part No: MSG 1018
Oem No: 254424005
Explanation: SLEWING LEVER Q80
Model: PUTZMEİSTER



Part No: MSG 1019
Oem No: 458703
Explanation: SLEWING LEVER Q90
Model: PUTZMEİSTER



Part No: MSG 1020
Oem No: T25630004
Explanation: BALL CUP
Model: PUTZMEİSTER

MSG İŞ MAKİNELERİ - SPARE PARTS



Part No: MSG 1021
Oem No: 25450000
Explanation: SECURING PLATE
Model: PUTZMEİSTER



Part No: MSG 1022
Oem No: 254428001
Explanation: PLUNGER CYLINDER Q60
Model: PUTZMEİSTER



Part No: MSG 1023
Oem No: T254427002
Explanation: CYLINDER ROT Q60
Model: PUTZMEİSTER



Part No: MSG 1024
Oem No: 239521007
Explanation: CYLINDER SEAL KIT
Model: PUTZMEİSTER

MSG İŞ MAKİNELERİ - SPARE PARTS



Part No: MSG 1025
Oem No: 261349005
Explanation: CYLINDER PLATE
Model: PUTZMEİSTER



Part No: MSG 1026
Oem No: 257428008
Explanation: DISC
Model: PUTZMEİSTER



Part No: MSG 1027
Oem No: 27864009
Explanation: UPPER HOUSING Q80
Model: PUTZMEİSTER



Part No: MSG 1028
Oem No: 274893001
Explanation: UPPER HOUSING Q90
Model: PUTZMEİSTER


MSG İŞ MAKİNELERİ - SPARE PARTS



Part No: MSG 1029
Oem No: 519127
Explanation: UPPER HOUSING NEW
Model: PUTZMEİSTER



Part No: MSG 1030
Oem No: 240390004
Explanation: DİSCHARGE SUPPORT
Model: PUTZMEİSTER



Part No: MSG 1031
Oem No: 247565007
Explanation: DİSCHARGE SEAL KIT
Model: PUTZMEİSTER



Part No: MSG 1032
Oem No: 261122002
Explanation: WEAR PLATE
Model: PUTZMEİSTER

MSG İŞ MAKİNELERİ - SPARE PARTS



Part No: MSG 1033
Oem No: 251031006
Explanation: WEAR RING
Model: PUTZMEİSTER



Part No: MSG 1034
Oem No: 252898002
Explanation: THRUST RİNG
Model: PUTZMEİSTER



Part No: MSG 1035
Oem No: 519314
Explanation: WEAR PLATE NEW
Model: PUTZMEİSTER



Part No: MSG 1036
Oem No: 261123001
Explanation: WEAR RİNG
Model: PUTZMEİSTER

MSG İŞ MAKİNELERİ - SPARE PARTS



Part No: MSG 1037
Oem No: 293383000
Explanation: THRUST RİNG NEW
Model: PUTZMEİSTER



Part No: MSG 1038
Oem No: 263330009
Explanation: INTERMEDIATE RİNG
Model: PUTZMEİSTER



Part No: MSG 1039
Oem No: 252200001
Explanation: İNTERMEDIATE RİNG
Model: PUTZMEİSTER



Part No: MSG 1040
Oem No: 242573007
Explanation: SUPPORT FLANGE
Model: PUTZMEİSTER

MSG İŞ MAKİNELERİ - SPARE PARTS



Part No: MSG 1041
Oem No: 203848001
Explanation: SUPPORT CLOSED FLANGE
Model: PUTZMEİSTER



Part No: MSG 1042
Oem No: 484731
Explanation: SUPPORT COUPLE FLANGE
Model: PUTZMEİSTER



Part No: MSG 1043
Oem No: 222484006
Explanation: BUSH Q60
Model: PUTZMEİSTER



Part No: MSG 1044
Oem No: 242574006
Explanation: RUBBER GASKET Q60
Model: PUTZMEİSTER

MSG İŞ MAKİNELERİ - SPARE PARTS



Part No: MSG 1045
Oem No: 210304004
Explanation: RUBBER GASKET Q40
Model: PUTZMEİSTER



Part No: MSG 1046
Oem No: 202791007
Explanation: BUSH Q40
Model: PUTZMEİSTER



Part No: MSG 1047
Oem No: 275587002
Explanation: MIXER SHAFT Q60
Model: PUTZMEİSTER



Part No: MSG1048
Oem No: 264020004
Explanation: MIXER SHAFT CENTRAL
Model: PUTZMEİSTER

MSG İŞ MAKİNELERİ - SPARE PARTS



Part No: MSG 1049
Oem No: 539806
Explanation: MİXER SHAFT Q45
Model: PUTZMEİSTER



Part No: MSG 1050
Oem No: 262133003
Explanation: SUPPORT WASHER
Model: PUTZMEİSTER



Part No: MSG 1051
Oem No: 441540
Explanation: MİXER PADDLE LEFT
Model: PUTZMEİSTER



Part No: MSG 1052
Oem No: 441541
Explanation: MİXER PADDLE RIGHT
Model: PUTZMEİSTER

MSG İŞ MAKİNELERİ - SPARE PARTS



Part No: MSG 1053
Oem No: 238130001
Explanation: MİXER HYDROMOTOR
Model: PUTZMEİSTER



Part No: MSG 1054
Oem No: 258034006
Explanation: HYDROMOTOR PLATE
Model: PUTZMEİSTER



Part No: MSG 1055
Oem No: 239696007
Explanation: HYDROMOTOR SEAL KIT
Model: PUTZMEİSTER



Part No: MSG 1056
Oem No: 55916000
Explanation: MİXER PADDLE RIGHT
Model: PUTZMEİSTER

MSG İŞ MAKİNELERİ - SPARE PARTS



Part No: MSG1057
Oem No: 238130002
Explanation: HYDROMOTOR SHAFT
Model: PUTZMEİSTER



Part No: MSG 1058
Oem No: 417730
Explanation: FOLDABLE ELBOW
Model: PUTZMEİSTER



Part No: MSG 1059
Oem No: 292079001
Explanation: DELİVERY ELBOW 90" 6"
Model: PUTZMEİSTER



Part No: MSG 1060
Oem No: 435338
Explanation: REDUCİNG PIPE
Model: PUTZMEİSTER

MSG İŞ MAKİNELERİ - SPARE PARTS



Part No: MSG 1061
Oem No: 427190
Explanation: DELİVERY ELBOW 45"
Model: PUTZMEİSTER



Part No: MSG 1062
Oem No: 262133003
Explanation: SUPPORT WASHER
Model: PUTZMEİSTER



Part No: MSG 1063
Oem No: 54720006
Explanation: SEALING COVER
Model: PUTZMEİSTER



Part No: MSG 1064
Oem No: 51342005
Explanation: SEALING COVER COUPLING
Model: PUTZMEİSTER

MSG İŞ MAKİNELERİ - SPARE PARTS



Part No: MSG 1065

Oem No: 240948003

Explanation: CLAMP COUPLING

Model: PUTZMEISTER



Part No: MSG 1066

Oem No: 241292004

Explanation: CLAMP COUPLING

Model: PUTZMEISTER



Part No: MSG 1067

Oem No: 27707001

Explanation: SEALING COVER

Model: PUTZMEISTER



Part No: MSG 1068

Oem No: 58102002

Explanation: SCREW COUPLING

Model: PUTZMEISTER

MSG İŞ MAKİNELERİ - SPARE PARTS



Part No: MSG 1069
Oem No: 27709009
Explanation: MOUNTING COUPLING
Model: PUTZMEISTER



Part No: MSG 1070
Oem No: 57153007
Explanation: CLAMP COUPLING
Model: PUTZMEISTER



Part No: MSG 1071
Oem No: 57633006
Explanation: MOUNTING COUPLING
Model: PUTZMEISTER



Part No: MSG 1072
Oem No: 245103005
Explanation: TIGHTENING STRAP
Model: PUTZMEISTER

MSG İŞ MAKİNELERİ - SPARE PARTS



Part No: MSG 1073

Oem No: 283846007

Explanation: SINGLE CLAMP

Model: PUTZMEİSTER



Part No: MSG 1074

Oem No: 283953000

Explanation: DUAL CLAMP

Model: PUTZMEİSTER



Part No: MSG 1075

Oem No: 222709008

Explanation: PIPE MOUNT

Model: PUTZMEİSTER



Part No: MSG 1076

Oem No: 560747

Explanation: PIPE SADDLE

Model: PUTZMEİSTER

MSG İŞ MAKİNELERİ - SPARE PARTS



Part No: MSG 1077
Oem No: 81669004
Explanation: C SEAL 5,5 DİLLİ
Model: PUTZMEİSTER



Part No: MSG 1078
Oem No: 55559001
Explanation: A SEAL 5,5 DİLSİZ
Model: PUTZMEİSTER



Part No: MSG 1079
Oem No: 26650007
Explanation: SPONGE BALL 150MM
Model: PUTZMEİSTER



Part No: MSG 1080
Oem No: 18841002
Explanation: SPONGE BALL 175MM
Model: PUTZMEİSTER

MSG İŞ MAKİNELERİ - SPARE PARTS



Part No: MSG 1081

Oem No: 283953000

Explanation: ELBOW 10"

Model: PUTZMEİSTER



Part No: MSG 1082

Oem No: T057598002

Explanation: ELBOW 15"

Model: PUTZMEİSTER



Part No: MSG 1083

Oem No: 245484009

Explanation: ELBOW 20"

Model: PUTZMEİSTER



Part No: MSG 1084

Oem No: 258935008

Explanation: ELBOW 30"

Model: PUTZMEİSTER

MSG İŞ MAKİNELERİ - SPARE PARTS



Part No: MSG 1085

Oem No: 57596004

Explanation: ELBOW 45"

Model: PUTZMEİSTER



Part No: MSG 1086

Oem No: 261402007

Explanation: ELBOW 90"

Model: PUTZMEİSTER



Part No: MSG 1087

Oem No: 422732

Explanation: ELBOW 90" SHORT

Model: PUTZMEİSTER



Part No: MSG 1088

Oem No: 57596003

Explanation: ELBOW R 1000

Model: PUTZMEİSTER

MSG İŞ MAKİNELERİ - SPARE PARTS



Part No: MSG 1089

Oem No: 19004000

Explanation: DELİVERY PİSTON Q200

Model: PUTZMEİSTER



Part No: MSG 1090

Oem No: 262893000

Explanation: DELİVERY PİSTON Q230

Model: PUTZMEİSTER



Part No: MSG 1091

Oem No: 401503

Explanation: SPACER FLANGE

Model: PUTZMEİSTER



Part No: MSG 1092

Oem No: 263558001

Explanation: ROT FLANGE

Model: PUTZMEİSTER

MSG İŞ MAKİNELERİ - SPARE PARTS



Part No: MSG 1093
Oem No: 87968000
Explanation: PİSTON ROD 2100MM
Model: PUTZMEİSTER



Part No: MSG 1094
Oem No: T479581
Explanation: CYLİNDER TUBE 2100
Model: PUTZMEİSTER



Part No: MSG 1095
Oem No: 479580
Explanation: HYDRAULIC CYLİNDER
Model: PUTZMEİSTER



Part No: MSG 1096
Oem No: T520741
Explanation: CYLİNDER SEAL KIT 2100MM
Model: PUTZMEİSTER

MSG İŞ MAKİNELERİ - SPARE PARTS



Part No: MSG 1097

Oem No: T520740

Explanation: CYLINDER SEAL KIT Q63MM

Model: PUTZMEİSTER



Part No: MSG 1098

Oem No: 82493004

Explanation: CYLINDER BLOK

Model: PUTZMEİSTER



Part No: MSG 1099

Oem No: 239867001

Explanation: DELİVERY CYLİNDER 230X2100

Model: PUTZMEİSTER



Part No: MSG 1100

Oem No: T240112004

Explanation: DELİIVERY CYLİNDER 200X1400

Model: PUTZMEİSTER

MSG İŞ MAKİNELERİ - SPARE PARTS



Part No: MSG 1101

Oem No: 240047001

Explanation: FOOT LOVER BUSHING

Model: PUTZMEİSTER



Part No: MSG 1102

Oem No: 240046002

Explanation: THROAT BUSHING TOP

Model: PUTZMEİSTER



Part No: MSG 1103

Oem No: 63732001

Explanation: BUSHING

Model: PUTZMEİSTER



Part No: MSG 1104

Oem No: 58827002

Explanation: DELIVERY CYLINDER 200X1400

Model: PUTZMEİSTER

MSG İŞ MAKİNELERİ - SPARE PARTS



Part No: MSG 1105

Oem No: 58828001

Explanation: BUSHING

Model: PUTZMEİSTER



Part No: MSG 1106

Oem No: T234993006

Explanation: CYLINDER TUBE Q125

Model: PUTZMEİSTER



Part No: MSG 1107

Oem No: 294728004

Explanation: SLIDING PIECE

Model: PUTZMEİSTER



Part No: MSG 1108

Oem No: T294727005

Explanation: TOOTHED PIECE

Model: PUTZMEİSTER

MSG İŞ MAKİNELERİ - SPARE PARTS



Part No: MSG 1109
Oem No: 234994005
Explanation: SEAL KIT Q125
Model: PUTZMEİSTER



Part No: MSG 1110
Oem No: 251409007
Explanation: TREAD CYLINDER
Model: PUTZMEİSTER



Part No: MSG 1111
Oem No: 87162000
Explanation: PLATE
Model: PUTZMEİSTER



Part No: MSG 1112
Oem No: T424958
Explanation: CONNECTION LOCK
Model: PUTZMEİSTER

MSG İŞ MAKİNELERİ - SPARE PARTS



Part No: MSG 1113
Oem No: 251411008
Explanation: SEAL KIT
Model: PUTZMEİSTER



Part No: MSG 1114
Oem No: 570943
Explanation: SUPPORT PLATE 60X60
Model: PUTZMEİSTER



Part No: MSG 1115
Oem No: 265686007
Explanation: HYRAULIC CHECK VALVE
Model: PUTZMEİSTER



Part No: MSG 1116
Oem No: 575423
Explanation: DİRECT CONTROL BLOCK
Model: PUTZMEİSTER

MSG İŞ MAKİNELERİ - SPARE PARTS



Part No: MSG 1117

Oem No: 283736007

Explanation: CONTROLPRESSURE REGULATOR

Model: PUTZMEİSTER



Part No: MSG 1118

Oem No: 264132002

Explanation: FLUSHING VALVE

Model: PUTZMEİSTER



Part No: MSG 1119

Oem No: 256078006

Explanation: SOLENOİD COİL 24V

Model: PUTZMEİSTER



Part No: MSG 1120

Oem No: 245364006

Explanation: NG 6 SOLENOİD COİL 24

Model: PUTZMEİSTER

MSG İŞ MAKİNELERİ - SPARE PARTS



Part No: MSG 1121

Oem No: 67346008

Explanation: 4/3 WAY VALVE

Model: PUTZMEİSTER



Part No: MSG 1122

Oem No: 67344000

Explanation: 4/2 WAY VALVE

Model: PUTZMEİSTER




Part No: MSG 1123

Oem No: 240888008

Explanation: FORWARD CONTROL VALVE

Model: PUTZMEİSTER



Part No: MSG 1124

Oem No: 412537

Explanation: MONOBLOK

Model: PUTZMEİSTER

MSG İŞ MAKİNELERİ - SPARE PARTS



Part No: MSG 1125
Oem No: 256325005
Explanation: BOOM VALVE BLOCK
Model: PUTZMEİSTER



Part No: MSG 1126
Oem No: 543833
Explanation: WAY VALVE
Model: PUTZMEİSTER



Part No: MSG 1127
Oem No: 47170
Explanation: BOOM VALVE SEAL KIT
Model: PUTZMEİSTER



Part No: MSG 1128
Oem No: . 471709
Explanation: MBC VALVE SEAL SET
Model: PUTZMEİSTER

MSG İŞ MAKİNELERİ - SPARE PARTS



Part No: MSG 1129
Oem No: 273962001
Explanation: ACCUMULATOR 4LT
Model: PUTZMEİSTER



Part No: MSG 1130
Oem No: 64020000
Explanation: BLADDER 4LT
Model: PUTZMEİSTER



Part No: MSG 1131
Oem No: 273962001
Explanation: ACCUMULATOR 6 LT
Model: PUTZMEİSTER



Part No: MSG 1132
Oem No: 283868001
Explanation: BLADDER 6 LT
Model: PUTZMEİSTER

MSG İŞ MAKİNELERİ - SPARE PARTS



Part No: MSG 1133

Oem No: 58828001

Explanation: ACCUMULATOR CLAMP

Model: PUTZMEİSTER



Part No: MSG 1134

Oem No: 18533006

Explanation: HYPRO WATER PUMP

Model: PUTZMEİSTER



Part No: MSG 1135

Oem No: 18570001

Explanation: HYPRO SEAL SET

Model: PUTZMEİSTER



Part No: MSG 1136

Oem No: 231344001

Explanation: WATER PUMP

Model: PUTZMEİSTER

MSG İŞ MAKİNELERİ - SPARE PARTS



Part No: MSG 1137

Oem No: 511127

Explanation: A4VG125 HYDRAULIK PUMP

Model: PUTZMEİSTER



Part No: MSG 1138

Oem No: 264530002

Explanation: A4VG180 HYDRAULIK PUMP

Model: PUTZMEİSTER



Part No: MSG 1139

Oem No: 262147002

Explanation: FEED PUMP

Model: PUTZMEİSTER



Part No: MSG 1140

Oem No: 452159

Explanation: SEAL KIT RADIAL Q125

Model: PUTZMEİSTER

MSG İŞ MAKİNELERİ - SPARE PARTS



Part No: MSG 1141

Oem No: 450489

Explanation: SEAL KIT RADIAL Q180

Model: PUTZMEISTER



Part No: MSG 1142

Oem No: 527945

Explanation: A10VO18 HYDRAULIK PUMP

Model: PUTZMEISTER



Part No: MSG 1143

Oem No: 67370003

Explanation: A10VO28 HYDRAULIK PUMP

Model: PUTZMEISTER



Part No: MSG 1144

Oem No: 235383000

Explanation: HYDRAULIK PUMP 14M3

Model: PUTZMEISTER

MSG İŞ MAKİNELERİ - SPARE PARTS



Part No: MSG 1145
Oem No: 67925005
Explanation: A2F16 BOOM PUMP
Model: PUTZMEİSTER



Part No: MSG 1146
Oem No: 416341
Explanation: FILTER ELEMENT
Model: PUTZMEİSTER




Part No: MSG 1147
Oem No: 294073005
Explanation: FILTER ELEMENT
Model: PUTZMEİSTER



Part No: MSG 1148
Oem No: 273827007
Explanation: BOOM FILTER
Model: PUTZMEİSTER

MSG İŞ MAKİNELERİ - SPARE PARTS



Part No: MSG 1149
Oem No: 425836
Explanation: BOOM FILTER
Model: PUTZMEİSTER



Part No: MSG 1150
Oem No: 222894007
Explanation: FILTER HOUSING
Model: PUTZMEİSTER



Part No: MSG 1151
Oem No: 400833
Explanation: BOM FILTER HOUSING
Model: PUTZMEİSTER



Part No: MSG 1152
Oem No: 276666003
Explanation: OIL RADIATOR
Model: PUTZMEİSTER

MSG İŞ MAKİNELERİ - SPARE PARTS



Part No: MSG 1153

Oem No: 67860005

Explanation: TEMPERATURE TRANSMİTTER 55

Model: PUTZMEİSTER




Part No: MSG 1154

Oem No: 283611009

Explanation: TEMPERATURE TRANSMİTTER 90

Model: PUTZMEİSTER



Part No: MSG 1155

Oem No: 444176

Explanation: FAN FOR OİL COOLER

Model: PUTZMEİSTER



Part No: MSG 1156

Oem No: 573969

Explanation: FAN FOR OİL COOLER

Model: PUTZMEİSTER

MSG İŞ MAKİNELERİ - SPARE PARTS



Part No: MSG 1157

Oem No: 900500

Explanation: RADIO REMOTE CONTROL

Model: PUTZMEİSTER



Part No: MSG 1158

Oem No: 458017

Explanation: BATTERY

Model: PUTZMEİSTER



Part No: MSG 1159

Oem No: 471560

Explanation: BATTERY

Model: PUTZMEİSTER



Part No: MSG 1160

Oem No: 459061

Explanation: BATTERY CHARGER

Model: PUTZMEİSTER

MSG İŞ MAKİNELERİ - SPARE PARTS



Part No: MSG 1161
Oem No: 58828001
Explanation: REMOTE AERIALS
Model: PUTZMEISTER



Part No: MSG 1162
Oem No: 292116003
Explanation: JOYSTICK 735
Model: PUTZMEISTER



Part No: MSG 1163
Oem No: 292129003
Explanation: BELLOW
Model: PUTZMEISTER



Part No: MSG 1164
Oem No: 241416000
Explanation: RUBBER CAP
Model: PUTZMEISTER

MSG İŞ MAKİNELERİ - SPARE PARTS



Part No: MSG 1165
Oem No: 249520008
Explanation: RUBBER CAP
Model: PUTZMEİSTER



Part No: MSG 1166
Oem No: 270321001
Explanation: MAGNETIC SWITCH
Model: PUTZMEİSTER



Part No: MSG 1177
Oem No: 257563002
Explanation: MULTIPLE PLUG
Model: PUTZMEİSTER



Part No: MSG 1178
Oem No: 433369
Explanation: EMERGENCY SHUT-OFF
Model: PUTZMEİSTER

MSG İŞ MAKİNELERİ - SPARE PARTS



Part No: MSG 1179

Oem No: 238390003

Explanation: EMERGENCY SWITCHBOX

Model: PUTZMEİSTER



Part No: MSG 1180

Oem No: T453092

Explanation: HORN BOX

Model: PUTZMEİSTER




Part No: MSG 1181

Oem No: 278495007

Explanation: STEP RELAY 24V

Model: PUTZMEİSTER



Part No: MSG 1182

Oem No: 225684007

Explanation: RELAY 24

Model: PUTZMEİSTER

MSG İŞ MAKİNELERİ - SPARE PARTS



Part No: MSG 1183
Oem No: 244372002
Explanation: RELAY MODULE
Model: PUTZMEİSTER



Part No: MSG 1184
Oem No: 555644
Explanation: REVERSE ELECTRONİC
Model: PUTZMEİSTER



Part No: MSG 1185
Oem No: 278023000
Explanation: G64 GEARBOX
Model: PUTZMEİSTER



Part No: MSG 1186
Oem No: T258683004
Explanation: GEARBOX COUPLİNG
Model: PUTZMEİSTER

MSG İŞ MAKİNELERİ - SPARE PARTS



Part No: MSG 1187
Oem No: T284943006
Explanation: SLİP GEAR
Model: PUTZMEİSTER



Part No: MSG 1188
Oem No: 284946003
Explanation: SLİP FORK
Model: PUTZMEİSTER



Part No: MSG 1189
Oem No: 284918002
Explanation: G64 GEARBOX PİSTON
Model: PUTZMEİSTER



Part No: MSG 1190
Oem No: 222259008
Explanation: G64 GEARBOX PİSTON GASKET
Model: PUTZMEİSTER

MSG İŞ MAKİNELERİ - SPARE PARTS



Part No: MSG 1191

Oem No: 631205

Explanation: MECHANICAL LIMIT SWITCH

Model: PUTZMEİSTER



Part No: MSG 1192

Oem No: 445780

Explanation: 1.BOM CYLINDER SEAL KIT

Model: PUTZMEİSTER



Part No: MSG 1193

Oem No: 445763

Explanation: 2.BOM CYLINDER SEAL KIT

Model: PUTZMEİSTER



Part No: MSG 1194

Oem No: 500902

Explanation: 3.BOM CYLINDER SEAL KIT

Model: PUTZMEİSTER

MSG İŞ MAKİNELERİ - SPARE PARTS



Part No: MSG 1195

Oem No: 445761

Explanation: 4.BOM CYLİNDER SEAL KIT

Model: PUTZMEİSTER



Part No: MSG 1196

Oem No: 242838001

Explanation: END HOUSE 4MT SINGLE FLANGE

Model: PUTZMEİSTER



Part No: MSG 1197

Oem No: 277288008

Explanation: END HOUSE 4MT DOUBLE FLANG

Model: PUTZMEİSTER



Part No: MSG 1198

Oem No: 288937005

Explanation: END HOUSE BOOM CLAMP

Model: PUTZMEİSTER

MSG İŞ MAKİNELERİ - SPARE PARTS



Part No: MSG 2001

Oem No: 10059467

Explanation: ROCK VALVE SHORT

Model: SCHWİNG



Part No: MSG 2002

Oem No: 10181912

Explanation: ROCK VALVE LONG

Model: SCHWİNG



Part No: MSG 2003

Oem No: 10064073

Explanation: ROCK SHAFT SHORT

Model: SCHWİNG



Part No: MSG 2004

Oem No: 10180090

Explanation: ROCK SHAFT LONG

Model: SCHWİNG

MSG İŞ MAKİNELERİ - SPARE PARTS



Part No: MSG 2005

Oem No: 10015401

Explanation: ADJUSTMENT DISC

Model: SCHWİNG



Part No: MSG 2006

Oem No: 10043980

Explanation: SHAFT NUT

Model: SCHWİNG



Part No: MSG 2007

Oem No: 10017396

Explanation: SETTING DISC

Model: SCHWİNG



Part No: MSG 2008

Oem No: 10032581

Explanation: SETTING NUT

Model: SCHWİNG

MSG İŞ MAKİNELERİ - SPARE PARTS



Part No: MSG 2009

Oem No: 10018037

Explanation: BUSHING

Model: SCHWİNG



Part No: MSG 2010

Oem No: 10018047

Explanation: SUPPORT BUSHING

Model: SCHWİNG



Part No: MSG 2011

Oem No: 10029441

Explanation: COVER

Model: SCHWİNG



Part No: MSG 2012

Oem No: 10018035

Explanation: SEALING COVER

Model: SCHWİNG

MSG İŞ MAKİNELERİ - SPARE PARTS



Part No: MSG 2013
Oem No: 10118219
Explanation: CLAMP BUSHING
Model: SCHWİNG



Part No: MSG 2014
Oem No: 10074768
Explanation: WEAR PLATE DN 230
Model: SCHWİNG



Part No: MSG 2015
Oem No: 10166890
Explanation: WEAR RING
Model: SCHWİNG



Part No: MSG 2016
Oem No: 10166975
Explanation: RING GASKET
Model: SCHWİNG

MSG İŞ MAKİNELERİ - SPARE PARTS



Part No: MSG 2017
Oem No: 10074769
Explanation: BASE PLATE
Model: SCHWİNG



Part No: MSG 2018
Oem No: 10018046
Explanation: BOİLER LİNING
Model: SCHWİNG



Part No: MSG 2019
Oem No: 10018029
Explanation: WEAR COVER
Model: SCHWİNG



Part No: MSG 2020
Oem No: 10032182
Explanation: KIDNEY SEAL DN135
Model: SCHWİNG

MSG İŞ MAKİNELERİ - SPARE PARTS



Part No: MSG 2021
Oem No: 10029138
Explanation: KIDNEY SEAL DN180
Model: SCHWİNG



Part No: MSG 2022
Oem No: 10017550
Explanation: ROCK CYLINDER
Model: SCHWİNG



Part No: MSG 2023
Oem No: 10118218
Explanation: CYLINDER FORK LONG
Model: SCHWİNG



Part No: MSG 2024
Oem No: 10017552
Explanation: CYLINDER FORK SHORT
Model: SCHWİNG

MSG İŞ MAKİNELERİ - SPARE PARTS



Part No: MSG 2025

Oem No: 10060528

Explanation: SHAFT CHROM BUSHING

Model: SCHWİNG



Part No: MSG 2026

Oem No: 10018071

Explanation: SLEWING LEVER

Model: SCHWİNG



Part No: MSG 2027

Oem No: 10011294

Explanation: HAYPRO WATER PUMP

Model: SCHWİNG



Part No: MSG 2028

Oem No: 10170884

Explanation: HAYPRO SEAL SET

Model: SCHWİNG

MSG İŞ MAKİNELERİ - SPARE PARTS



Part No: MSG 2029

Oem No: 10061072

Explanation: MIXER OPEN COVER

Model: SCHWİNG



Part No: MSG 2030

Oem No: 10061073

Explanation: MIXER CLOSED COVER

Model: SCHWİNG



Part No: MSG 2031

Oem No: 10061076

Explanation: MIXER GASKET

Model: SCHWİNG



Part No: MSG 2032

Oem No: 10061082

Explanation: MIXER BUSHING

Model: SCHWİNG

MSG İŞ MAKİNELERİ - SPARE PARTS



Part No: MSG 2033
Oem No: 10167220
Explanation: MIXER SHAFT
Model: SCHWİNG



Part No: MSG 2034
Oem No: 10039180
Explanation: MIXER HYDRAULİK PUMP Q32MM
Model: SCHWİNG




Part No: MSG 2035
Oem No: 10080782
Explanation: BOILER LOWER COVER
Model: SCHWİNG



Part No: MSG 2036
Oem No: 10035783
Explanation: COVER GASKET
Model: SCHWİNG

MSG İŞ MAKİNELERİ - SPARE PARTS



Part No: MSG 2037

Oem No: 10025660

Explanation: DELIVERY CYLINDER 200X2000

Model: SCHWİNG



Part No: MSG 2038

Oem No: 10019377

Explanation: DELIVERY CYLINDER 230X2000

Model: SCHWİNG



Part No: MSG 2039

Oem No: 10176356

Explanation: HYDRAULIC CYLINDER

Model: SCHWİNG



Part No: MSG 2040

Oem No: 10176360

Explanation: CYLINDER ROT

Model: SCHWİNG

MSG İŞ MAKİNELERİ - SPARE PARTS



Part No: MSG 2041
Oem No: 10161634
Explanation: DELIVERY PISTON Q230
Model: SCHWİNG



Part No: MSG 2042
Oem No: 10161980
Explanation: DELIVERY PISTON Q250
Model: SCHWİNG



Part No: MSG 2043
Oem No: 10004067
Explanation: PISTON CONNECTION SHAFT
Model: SCHWİNG



Part No: MSG 2044
Oem No: 10004065
Explanation: PISTON COUPLING
Model: SCHWİNG

MSG İŞ MAKİNELERİ - SPARE PARTS



Part No: MSG 2045

Oem No: 10155110

Explanation: BOOM FILTER

Model: SCHWING




Part No: MSG 2046

Oem No: 10190588

Explanation: OIL FILTER

Model: SCHWING



Part No: MSG 2047

Oem No: 10021810

Explanation: SHORT FILTER

Model: SCHWING



Part No: MSG 2048

Oem No: 10160911


Explanation: PULSER SWITCH

Model: SCHWING

MSG İŞ MAKİNELERİ - SPARE PARTS



Part No: MSG 2049
Oem No: 10015401
Explanation: ACCUMULATOR 4LT
Model: SCHWİNG



Part No: MSG 2050
Oem No: 10043980
Explanation: ACCUMULATOR BALLON 4LT
Model: SCHWİNG



Part No: MSG 2051
Oem No: 10017396
Explanation: ACCUMULATOR 6LT
Model: SCHWİNG



Part No: MSG 2052
Oem No: 10032581
Explanation: ACCUMULATOR BALLON 6LT
Model: SCHWİNG

MSG İŞ MAKİNELERİ - SPARE PARTS



Part No: MSG 2053
Oem No: 10026159
Explanation: CONNECTION ELBOW
Model: SCHWİNG



Part No: MSG 2054
Oem No: 10017547
Explanation: ELBOW 1, EXIT
Model: SCHWİNG



Part No: MSG 2055
Oem No: 10069521
Explanation: ELBOW 2.EXIT
Model: SCHWİNG



Part No: MSG 2056
Oem No: 10085710
Explanation: REDUCSYON PIPE 1600MM
Model: SCHWİNG

MSG İŞ MAKİNELERİ - SPARE PARTS



Part No: MSG 2057
Oem No: 10010479
Explanation: ELBOW 90"
Model: SCHWİNG



Part No: MSG 2058
Oem No: 10188894
Explanation: ELBOW 50"
Model: SCHWİNG



Part No: MSG 2059
Oem No: 10116089
Explanation: ELBOW 45"
Model: SCHWİNG



Part No: MSG 2060
Oem No: 10035756
Explanation: ELBOW 32,5"
Model: SCHWİNG

MSG İŞ MAKİNELERİ - SPARE PARTS



Part No: MSG 2061

Oem No: 10002386

Explanation: MOUNTING BOLT

Model: SCHWİNG



Part No: MSG 2062

Oem No: 10004749

Explanation: WEDGE

Model: SCHWİNG



Part No: MSG 2063

Oem No: 10043559

Explanation: COUPLİNG DN 150MM

Model: SCHWİNG



Part No: MSG 2064

Oem No: 10043560

Explanation: COUPLİNG DN 180MM

Model: SCHWİNG

MSG İŞ MAKİNELERİ - SPARE PARTS



Part No: MSG 3001

Oem No: 234049

Explanation: S VALVE

Model: CİFA



Part No: MSG 3002

Oem No: 231790

Explanation: BIG BUSHING

Model: CİFA



Part No: MSG 3003

Oem No: 211683

Explanation: SHORT BUSHING

Model: CİFA



Part No: MSG 3004

Oem No: 238037

Explanation: BUSHING

Model: CİFA

MSG İŞ MAKİNELERİ - SPARE PARTS



Part No: MSG 3005

Oem No: 211731

Explanation: BUSHING

Model: CİFA



Part No: MSG 3006

Oem No: 235904

Explanation: GASKET

Model: CİFA



Part No: MSG 3007

Oem No: 235906

Explanation: EXIT FLANGE

Model: CİFA



Part No: MSG 3008

Oem No: 213353

Explanation: SHAFT FLANGE

Model: CİFA

MSG İŞ MAKİNELERİ - SPARE PARTS



Part No: MSG 3009

Oem No: 906644

Explanation: BEARING

Model: CİFA



Part No: MSG 3010

Oem No: 211724

Explanation: GASKET

Model: CİFA



Part No: MSG 3011

Oem No: 227300

Explanation: WEAR PLATE

Model: CİFA



Part No: MSG 3012

Oem No: 215498

Explanation: WEAR RING

Model: CİFA

MSG İŞ MAKİNELERİ - SPARE PARTS



Part No: MSG 3013

Oem No: 215497

Explanation: RING FLANGE

Model: CİFA



Part No: MSG 3014

Oem No: 215499

Explanation: RING COUPLING

Model: CİFA



Part No: MSG 3015

Oem No: 215496

Explanation: S VALVE LEVER

Model: CİFA



Part No: MSG 3016

Oem No: 231794

Explanation: SHORT PIN

Model: CİFA

MSG İŞ MAKİNELERİ - SPARE PARTS



Part No: MSG 3017

Oem No: 231791

Explanation: LONG PIN

Model: CİFA




Part No: MSG 3018

Oem No: 240573

Explanation: CYLINDER SUPPORT

Model: CİFA



Part No: MSG 3019

Oem No: 240572

Explanation: BUSHING

Model: CİFA



Part No: MSG 3020

Oem No: 211754

Explanation: MOUNTING PLATE

Model: CİFA

MSG İŞ MAKİNELERİ - SPARE PARTS



Part No: MSG 3021

Oem No: 231738

Explanation: S VALVE CYLINDER

Model: CİFA



Part No: MSG 3022

Oem No: 232574

Explanation: MIXER SHORT SHAFT

Model: CİFA



Part No: MSG 3023

Oem No: 232575

Explanation: MIXER LONG SHAFT

Model: CİFA



Part No: MSG 3024

Oem No: 211747

Explanation: MIXER COVER

Model: CİFA

MSG İŞ MAKİNELERİ - SPARE PARTS



Part No: MSG 3025

Oem No: 211798

Explanation: MIXER COVER

Model: CİFA



Part No: MSG 3026

Oem No: 912897

Explanation: MIXER BEARING

Model: CİFA



Part No: MSG 3027

Oem No: 243632

Explanation: MIXER GASKET

Model: CİFA



Part No: MSG 3028

Oem No: 235096

Explanation: MIXER BUSHING

Model: CİFA

MSG İŞ MAKİNELERİ - SPARE PARTS



Part No: MSG 3029
Oem No: 213629
Explanation: MIXER PADDLE
Model: CİFA



Part No: MSG 3030
Oem No: 218303
Explanation: HUPPER GASKET
Model: CİFA



Part No: MSG 3031
Oem No: 218216
Explanation: HUPPER CYLINDER
Model: CİFA



Part No: MSG 3032
Oem No: 908423
Explanation: WATER PUMP
Model: CİFA

MSG İŞ MAKİNELERİ - SPARE PARTS



Part No: MSG 3033

Oem No: 234709

Explanation: PIPE COUPLING

Model: CİFA



Part No: MSG 3034

Oem No: 907856

Explanation: COUPLING 150MM

Model: CİFA



Part No: MSG 3035

Oem No: 907854

Explanation: COUPLING 175MM

Model: CİFA



Part No: MSG 3036

Oem No: 1041316

Explanation: EXIT ELBOW

Model: CİFA

MSG İŞ MAKİNELERİ - SPARE PARTS



Part No: MSG 3037

Oem No: 230763

Explanation: HUPPER EXIT ELBOW

Model: CİFA



Part No: MSG 3038

Oem No: 230763

Explanation: HUPPER TWO ELBOW

Model: CİFA



Part No: MSG 3039

Oem No: 234280

Explanation: REDUCTION PIPE 1287 MM

Model: CİFA



Part No: MSG 3040

Oem No: 1032399

Explanation: ELBOW 42"

Model: CİFA

MSG İŞ MAKİNELERİ - SPARE PARTS



Part No: MSG 3041

Oem No: 231617

Explanation: S VALVE

Model: CİFA



Part No: MSG 3042

Oem No: 237693

Explanation: PISTON RAM Q230

Model: CİFA



Part No: MSG 3043

Oem No: 237694

Explanation: PISTON RAM Q200

Model: CİFA



Part No: MSG 3044

Oem No: 246489

Explanation: PISTON SHAFT

Model: CİFA

MSG İŞ MAKİNELERİ - SPARE PARTS



Part No: MSG 4001

Oem No:

Explanation: MIXER BOİLER

Model: MIXER



Part No: MSG 4002

Oem No:

Explanation: MIXER WATER BOİLER

Model: MIXER



Part No: MSG 4003

Oem No:

Explanation: MIXER V CHUT

Model: MIXER



Part No: MSG 4004

Oem No:

Explanation: MIXER CHUT

Model: MIXER

MSG İŞ MAKİNELERİ - SPARE PARTS



Part No: MSG 4005

Oem No:

Explanation: MIXER CHUT

Model: MIXER



Part No: MSG 4006

Oem No:

Explanation: REDUCER

Model: MIXER



Part No: MSG 4007

Oem No:

Explanation: REDUCER GASKET

Model: MIXER



Part No: MSG 4008

Oem No:

Explanation: REDUCER BEARING CPM 2513

Model: MIXER

MSG İŞ MAKİNELERİ - SPARE PARTS



Part No: MSG 4009

Oem No:

Explanation: HYDRAULIC PUMP

Model: MIXER



Part No: MSG 4010

Oem No:

Explanation: HYDRAULIC HYDROMOTOR

Model: MIXER



Part No: MSG 4011

Oem No:

Explanation: HYDRAULIC BOİLER

Model: MIXER



Part No: MSG 4012

Oem No:

Explanation: OİL FİLTER

Model: MIXER

MSG İŞ MAKİNELERİ - SPARE PARTS



Part No: MSG 4013

Oem No:

Explanation: COOLİNG FAN 11"

Model: MIXER



Part No: MSG 4014

Oem No:

Explanation: COOLİNG FAN BOSCH

Model: MIXER



Part No: MSG 4015

Oem No:

Explanation: CARDAN SHAFT

Model: MIXER



Part No: MSG 4016

Oem No:

Explanation: SHAFT BALANCE BALL

Model: MIXER

MSG İŞ MAKİNELERİ - SPARE PARTS




Part No: MSG 4017

Oem No:

Explanation: SHAFT COUPLING 23

Model: MIXER



Part No: MSG 4018

Oem No:

Explanation: WATER PUMP LT

Model: MIXER




Part No: MSG 4019

Oem No:

Explanation: WATER PUMP CİFA

Model: MIXER



Part No: MSG 4020

Oem No:

Explanation: WATER PUMP

Model: MIXER

MSG İŞ MAKİNELERİ - SPARE PARTS



Part No: MSG 4021

Oem No:

Explanation: WATER PUMP REPAIR KİT

Model: MIXER



Part No: MSG 4022

Oem No:

Explanation: WATER PUMP HOSE

Model: MIXER




Part No: MSG 4023

Oem No:

Explanation: CONTROL BOX SINGLE

Model: MIXER



Part No: MSG 4024

Oem No:

Explanation: CONTROL BOX DOUBLE

Model: MIXER

MSG İŞ MAKİNELERİ - SPARE PARTS



Part No: MSG 4025

Oem No:

Explanation: CONTROL CABLE

Model: MIXER



Part No: MSG 4026

Oem No:

Explanation: MECHANIC CLAY

Model: MIXER



Part No: MSG 4027

Oem No:

Explanation: CHUT LOCK

Model: MIXER



Part No: MSG 4028

Oem No:

Explanation: HYDRAULIC PISTON SET

Model: MIXER

MSG İŞ MAKİNELERİ - SPARE PARTS



Part No: MSG 4029

Oem No:

Explanation: CHUT LONG

Model: MIXER



Part No: MSG 4030

Oem No:

Explanation: CHUT SHORT

Model: MIXER



Part No: MSG 4031

Oem No:

Explanation: CHUT FİBER LONG

Model: MIXER



Part No: MSG 4032

Oem No:

Explanation: CHUT FİBER SHORT

Model: MIXER

MSG İŞ MAKİNELERİ - SPARE PARTS



Part No: MSG 4033

Oem No:

Explanation: SEAL CHUT

Model: MIXER



Part No: MSG 4034

Oem No:

Explanation: ECOLOGY CYLINDER

Model: MIXER




Part No: MSG 4035

Oem No:

Explanation: COVER GASKET

Model: MIXER



Part No: MSG 4036

Oem No:

Explanation: ROLLER PLATIC

Model: MIXER

MSG İŞ MAKİNELERİ - SPARE PARTS



Part No: MSG 4037

Oem No:

Explanation: ROLLER COMPLETE 280X160

Model: MIXER



Part No: MSG 4038

Oem No:

Explanation: ROLLER EMPTY 280X160

Model: MIXER



Part No: MSG 4039

Oem No:

Explanation: ROLLER COMPLETE 280X110

Model: MIXER



Part No: MSG 4040

Oem No:

Explanation: ROLLER EMPTY 280X110

Model: MIXER

MSG İŞ MAKİNELERİ - SPARE PARTS



Part No: MSG 4041

Oem No:

Explanation: ROLLER PERNO Q160

Model: MIXER



Part No: MSG 4042

Oem No:

Explanation: RECOR HOSE 2"

Model: MIXER



Part No: MSG 4043

Oem No:

Explanation: RECOR GEAR

Model: MIXER



Part No: MSG 4044

Oem No:

Explanation: RECOR İN GEAR

Model: MIXER

MSG İŞ MAKİNELERİ - SPARE PARTS



Part No: MSG 4045

Oem No:

Explanation: CABLE SWITCH

Model: MIXER



Part No: MSG 4046

Oem No:

Explanation: SWITCH 55"

Model: MIXER



Part No: MSG 4047

Oem No:

Explanation: CONTROL BOX

Model: MIXER



Part No: MSG 4048

Oem No:

Explanation: LED

Model: MIXER

MSG İŞ MAKİNELERİ - SPARE PARTS



Part No: MSG 4049

Oem No:

Explanation: SASE CONNECTION WİDE

Model: MIXER



Part No: MSG 4050

Oem No:

Explanation: SASE CONNECTION NARROW

Model: MIXER



Part No: MSG 4051

Oem No:

Explanation: CONNECTION CAP

Model: MIXER



Part No: MSG 4052

Oem No:

Explanation: WATER VALVE

Model: MIXER